

The Preschool Press

Volume 2, Issue 8

April 2011

Themes: A Walk in the Rainforest & In My Garden

This month your child will be participating in a variety of fun and educational activities and experiences as they learn about some of the plants and animals that live in the rainforest as well as what you can find in a garden.

These activities include: stories, songs, poems, art, science, and much more! Your child will also be introduced to, work with, and learn about:


Letters: Rr, Qq, Uu

Shape: Oval

Number: 9

Pattern: A-B-C-C

Colors: Purple, Green, Brown



Inside this issue:

Monthly Themes	p. 1
Songs, Poems, & Fingerplays	p. 1
Academic	p. 2
Games	p. 2
More Songs, Poems, & Fingerplays	p. 2

Some of March's Songs, Poems, & Fingerplays

"To the Rainforest"

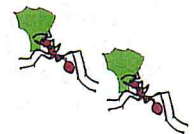
Tune of "A-Hunting We Will Go"

To the rainforest we will go,
to the rainforest we will go
We'll look around and hear the sounds,
to the rainforest we will go.
Plants and animals we will see,
Plants and animals we will see
Big and small we'll see them all,
to the rainforest we will go.

"The Leaf-Cutter Ants"

Tune of "The Ants Go Marching"

The leaf-cutter ants go marching by hurrah, hurrah,
The leaf-cutter ants go marching by hurrah, hurrah,
The leaf-cutter ants go marching by,
carrying leaves so very high
And they all go marching through the rainforest,
stomp, stomp, stomp, stomp!



"I'm a Little Green Snake"

Tune of "I'm a Little Teapot"

I'm a little green snake,
living in the trees,
I slither around just as I please.
I have really long teeth to catch my prey,
I wonder what I should eat today!

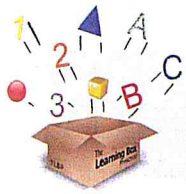


"Working in My Garden"

Tune of "I've Been Working on the Railroad"

I've been working in my garden all the live long day.
I've been working in my garden just to pass the time away.
Digging up the so-il,
Planting little seeds.
Don't forget to add some water
I hope that's all they need!





Academic - Things Different/Things Alike

“What’s this?”

“What’s that?”

When children ask “what?” questions, they are learning how to classify things, to see how things are alike and how they are different.

Why is classification important? Because without it, we wouldn’t be able to tell aspirin from arsenic!

It’s classification that tells a child how to think about the world, where to look for a crayon, and what kind of store

sells food products.

It tells a child that she can expect to find bears in the animal crackers and jelly next to the peanut butter on the shelf.

How does a child learn classification? You help her.

Almost every minute of the day, she hears and sees you using the idea of same and different.

Talk about the different shapes of street signs or the different feels of fabrics or the different colors of vegetables and fruits.

Games - Homemade Equipment for Throwing Practice

You can make wonderful play equipment for children with materials which are reused or recycled. Here’s an idea for throwing and target practice.

Fill different-size bags with beans or sand. Sew the end closed. For indoor play, foam balls are less likely to cause damage. As targets you can offer any of the following:

- An old sheet or bedspread. Cut out round holes and then hang the material on a clothesline or suspend it from a tree limb. The object is to throw the bags or ball through the holes.

- A box target can be made from the round cardboard cartons that ice cream comes in. Ice cream stores will usually give these away free. Remove the bottom of the box and place it on

the ground or hang it from a tree limb or door jamb.

Reminder: Children must be able to see the holes to use them for targets. Outline each with a marking pen and keep them at an appropriate height and distance for youngsters’ ages and skills.

More Songs, Poems, & Fingerplays

“Earth Day”

Tune of “The Farmer and the Dell”

**Earth Day is a day,
We celebrate the land.
We gather together
And, we give the Earth a hand!
We clean up all the trash,
We plant another tree.
We’ll try and keep the Earth
Just as clean as it can be!**

“I’m a Little Earth Worm”

Tune of “I’m a Little Teapot”

**I’m a little earth worm,
crawling in the ground
I wiggle up and I wiggle down.
I help the plants that are growing all
around
I love to wiggle though I never make a
sound.**

“Flowers in My Garden”

Tune of “The Muffin Man”

**Have you seen the red flowers,
the red flowers, the red flowers?
Have you seen the red flowers, growing
in my garden?**

**Have you seen the orange flowers,
the orange flowers, the orange flowers?
Have you seen the orange flowers,
growing in my garden?**

**Have you seen the yellow flowers,
the yellow flowers, the yellow flowers?
Have you seen the yellow flowers,
growing in my garden?**

**Have you seen the blue flowers,
the blue flowers, the blue flowers?
Have you seen the blue flowers,
growing in my garden?**

**Continue with the colors: purple, and
pink**

Growing Together is published by Growing Child, Inc.,

P.O. Box 620, Lafayette, IN 47902

©2007 Growing Child, Inc.

Telephone: (765) 464-0920.

Customer Service: 1-800-927-7289.

Growing Child also publishes: **Growing Child** (birth-six years) and **Growing Up** (grades K-12).

Growing Together issues may be reproduced in part or in full by participating organizations.

Articles in **Growing Together** refer to both boys and girls. For simplicity, the pronouns “he” and “she” are used interchangeably unless otherwise noted.

Distributed by:

The Learning Box Preschool LLC

www.thelearningboxpreschool.com

1-877-KID-BOXS